

CAT5E PLENUM 350MHz MADE IN THE USA

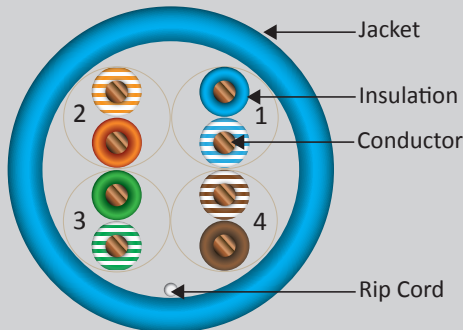


DESCRIPTION

CAT5E, CMP Rated, MADE IN USA, 24 AWG, UTP, 8C Solid Bare Copper, 350MHz.

FEATURES

- 4-Pair Unshielded Twisted-Pair (UTP) Construction
- Plenum Fire Safety Rating (CMP)
- 24 AWG Bare Copper Conductors
- Easy-to-See Vivid-Color Conductor Insulation & Jacket
- Moisture-Resistant Box equipped with easy-to-pull tube
- Supports High-Speed Data Applications up to 1 Gbit/s
- Supports High-Speed Data Applications, Fast Ethernet and 155-Mbit/s TP-PMD/CDDI
- Excellent Insertion Loss and Crosstalk Characteristics
- Meets or exceeds ANSI/TIA-568.2-D and ISO/IEC 11801 Transmission Performance Specifications
- 156 SERIES - ETL-Listed, ETL-Verified Channel, RoHS Compliant
- 157 SERIES - UL-Listed, RoHS Compliant
- Made in the USA
- Covered by 25-Year Warranty
- Packaging: 500 ft & 1000 ft Pull Box
- Weight: 11 lbs (500 ft)
- Weight: 22 lbs (1000 ft)



156 Series / 157 Series

Technical Data

NVP	72%
Conductor	24 AWG Solid Bare Copper
Number	8 (4 Pair)
Diameter	0.0198 in. (0.503 mm nom.)
Insulation	FEP
Thickness	0.0075 in. (0.190 mm)
Color of Pairs	
Pair 1	Blue, White-Blue
Pair 2	Orange, White-Orange
Pair 3	Green, White-Green
Pair 4	Brown, White-Brown

Jacket

	FR-PVC
Outer Diameter	0.185 in. Nom. (4.70 mm)
Rip Cord	Yes

Jacket Print

VERTICAL CABLE 4010346 CAT5E CMP 24 AWG 4PR UTP 75C TESTED TO 350 MHz c(ETL)us VERIFIED TO ANSI/TIA-568.2-D MADE IN USA ROHS COMPLIANT XXXXFT

Electrical & Environmental Properties

Compliance	c(ETL)us, ANSI/TIA-568.2-D
Safety Listing Standard (157 Series only)	UL 444
Operating Temperature	-20°C to 75°C
Operating Voltage Rating	300 V RMS
DC Resistance/Conductor @20°C (Ω/100m)	9.38
Mutual Capacitance (nF/100m Max)	5.6
Resistance Unbalance Max (%)	5
Capacitance Unbalance Max (pF/100m)	330
Nominal Impedance (±15%)(Ω)	100
Weight (lb/1000ft)	21
Max Recommended Pull Tension (lb)	25
Min Bend Radius (in)	0.75

Applications

ANSI X3T9.5 TP-PMD (FDDI), ATM PMD 155 Mbps IEEE 802.3 Fast Ethernet :10 Base-T, 100 Base-T4, 100 Base-X IEEE 802.5 :4/16 Mbps Token Ring, IEEE 802.12 :100 Base-VG

Jacket Colors Available (check availability).



VERTICAL CABLE

951.696.7772 California
800.749.2447 Florida
845.391.8318 New York



MADE IN USA

www.verticalcable.com

Rev. 05/2023

Specs subject to change without notice.

It is the sole responsibility of the user to have the most current specs.

CAT5E PLENUM 350MHz MADE IN THE USA

PERFORMANCE

Frequency (MHz)	Attenuation Min. dB/100m	Return Loss Min. dB/100m	NEXT Min. dB/100m
1	2.0	20.0	65.3
4	4.1	23.0	56.3
8	5.8	24.5	51.8
10	6.5	25.0	50.3
16	8.2	25.0	47.2
20	9.3	25.0	45.8
25	10.4	24.3	44.3
31.25	11.7	23.6	42.9
62.5	17.0	21.5	38.4
100	22.0	20.1	35.3
155	28.1	18.8	32.4
200	32.4	18.0	30.8
250	36.9	17.3	29.3
300	41.0	16.8	28.1
350	44.9	16.3	27.1

Frequency (MHz)	P.S NEXT Min. dB/100m	ACRF Min. dB/100m	P.S ELNEXT Min. dB/100m
1	62.3	63.8	60.8
4	53.3	51.7	48.8
8	48.8	45.7	42.7
10	47.3	43.8	40.8
16	44.3	39.7	36.7
20	42.8	37.8	34.8
25	41.3	35.8	32.8
31.25	39.9	33.9	30.9
62.5	35.4	27.9	24.9
100	32.3	23.8	20.8
155	29.4	20.0	17.0
200	27.8	17.8	14.8
250	26.3	15.8	12.8
300	25.1	14.3	11.3
350	24.1	12.9	9.9

VERTICAL CABLE

951.696.7772 California
800.749.2447 Florida
845.391.8318 New York



MADE IN USA

www.verticalcable.com

Rev. 05/2023

Specs subject to change without notice.
It is the sole responsibility of the user to have the most current specs.

CAT5E PLENUM 350MHz MADE IN THE USA



Cable ID: C5 BL 11410 RL5 T2

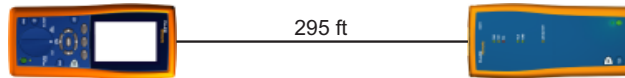
Date / Time: 06/14/2019 07:14:32 AM
Headroom 7.4 dB (NEXT 36-78)
Test Limit: TIA Cat 5e Perm. Link
 Cable Type: Cat 5e U/UTP
 NVP: 72.0%

Operator: TCI
 Software Version: 2.7800
 Limits Version: 1.9500
 Calibration Date:
 Main (Tester): 04/06/2010
 Remote (Tester): 04/06/2010

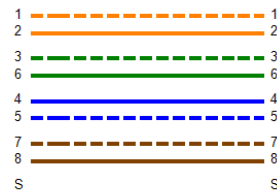
Test Summary: PASS

Model: DTX-1800
 Main S/N: 1279007
 Remote S/N: 1279008
 Main Adapter: DTX-PLA002
 Remote Adapter: DTX-PLA002

Length (ft), Limit 295	[Pair 12]	295
Prop. Delay (ns), Limit 498	[Pair 45]	428
Delay Skew (ns), Limit 44	[Pair 45]	11
Resistance (ohms)	[Pair 45]	17.1
Insertion Loss Margin (dB)	[Pair 45]	1.5
Frequency (MHz)	[Pair 45]	100.0
Limit (dB)	[Pair 45]	21.0

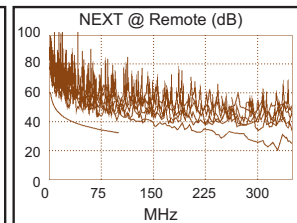
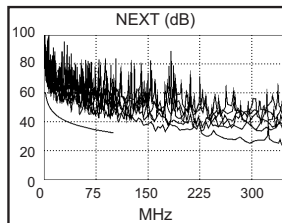


Wire Map (T568B)
PASS

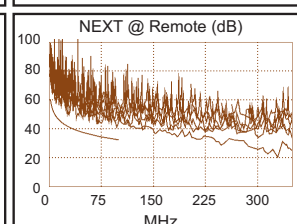
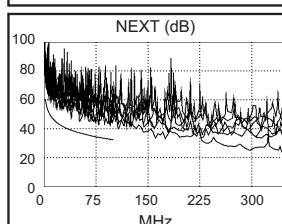


Worst Case Margin Worst Case Value

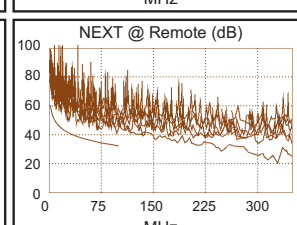
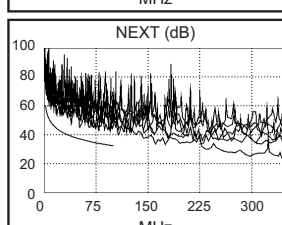
PASS	MAIN	SR	MAIN	SR
Worst Pair	36-78	36-45	36-45	12-45
NEXT (dB)	7.4	8.3	9.5	8.4
Freq. (MHz)	51.3	74.8	95.0	97.5
Limit (dB)	37.1	34.4	32.7	32.5
Worst Pair	36	36	45	45
PS NEXT (dB)	9.7	8.9	10.0	10.1
Freq. (MHz)	52.0	70.0	95.0	97.5
Limit (dB)	34.0	31.8	29.7	29.5



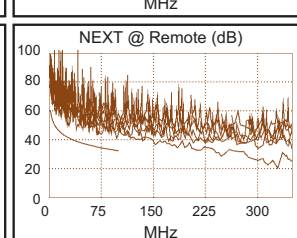
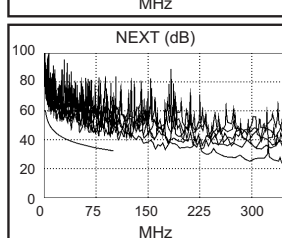
PASS	MAIN	SR	MAIN	SR
Worst Pair	36-45	12-45	36-45	45-36
ACR-F (dB)	15.6	15.7	15.6	16.3
Freq. (MHz)	96.0	3.8	96.5	96.5
Limit (dB)	19.0	47.1	18.9	18.9
Worst Pair	45	45	45	36
PS ACR-F (dB)	14.6	14.7	18.2	17.1
Freq. (MHz)	2.1	1.0	100.0	96.5
Limit (dB)	49.1	55.6	15.6	15.9



N/A	MAIN	SR	MAIN	SR
Worst Pair	36-78	36-78	36-45	12-45
ACR-N (dB)	9.1	9.4	10.9	9.8
Freq. (MHz)	51.3	28.1	95.0	97.5
Limit (dB)	22.5	30.7	12.3	11.8
Worst Pair	36	36	45	45
PS ACR-N (dB)	10.4	10.5	11.4	11.5
Freq. (MHz)	9.5	70.0	95.0	97.5
Limit (dB)	39.8	14.6	9.3	8.8



PASS	MAIN	SR	MAIN	SR
Worst Pair	12	12	12	12
RL (dB)	3.2	2.7	4.0	2.7
Freq. (MHz)	33.3	59.5	60.0	59.5
Limit (dB)	16.8	14.3	14.2	14.3



Compliant Network Standards:
 10BASE-T 100BASE-TX 100BASE-T4
 1000BASE-T 2.5GBASE-T ATM-25
 ATM-51 ATM-155 100VG-AnyLan
 TR-4 TR-16 Active TR-16 Passive

VERTICAL CABLE

951.696.7772 California
 800.749.2447 Florida
 845.391.8318 New York



MADE IN USA

www.verticalcable.com

Rev. 05/2023

Specs subject to change without notice.
 It is the sole responsibility of the user to have the most current specs.