

# 12U WALL MOUNT SWING OUT ENCLOSURE



**SKU: 047-WHS-1260**

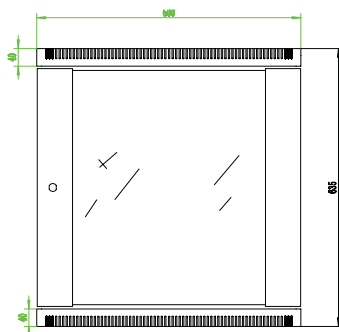
Height	Width	Depth	Color	Weight	Capacity
25 in	24 in	24 in	Black	68 lb	132 lb

## DESCRIPTION

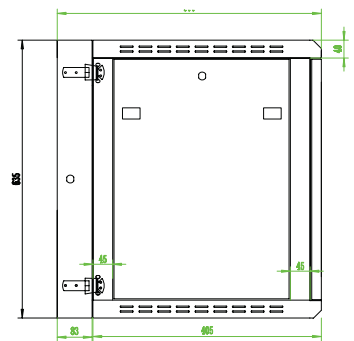
12U Wall Mount Swing Out Enclosure

## FEATURES

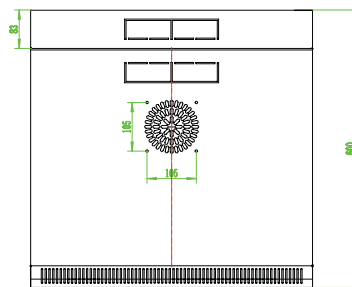
- Easily removable front door
- Easily removeable side panels
- Front and side door locks
- Dust protective Glass
- Top and vented side panels
- Rear swing out allows easy access to rear
- Cooling fan and power supply built in
- Easy access for installation
- Ships fully assembled
- Black Powder Coated Finish
- Comes with 20 sets of washers, screws, cage nuts



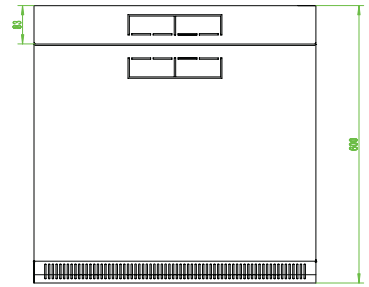
FRONT



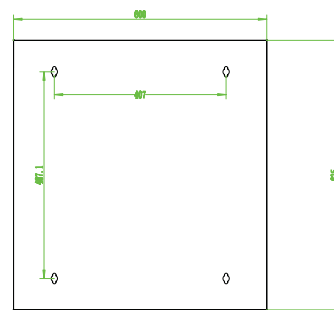
SIDE



TOP



BOTTOM



REAR

**VERTICAL CABLE**

951.696.7772 California

800.749.2447 Florida

845.391.8318 New York

[www.verticalcable.com](http://www.verticalcable.com)

Rev. 03/2018

Specs subject to change without notice.

It is the sole responsibility of the user to have the most current specs.