

12U WALL MOUNT SWING OUT ENCLOSURE



SKU: 047-WHS-1270

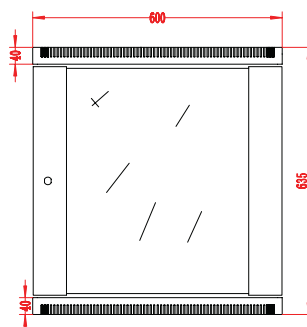
Height	Width	Depth	Color	Weight	Capacity
25"	24"	31"	Black	67 lb	132 lb

DESCRIPTION

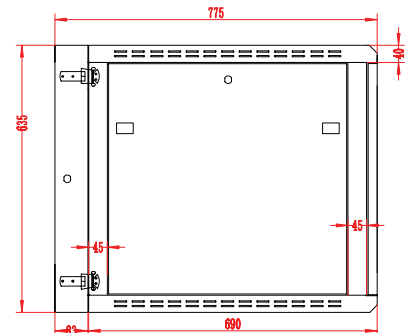
12U Wall Mount Swing Out Enclosure

FEATURES

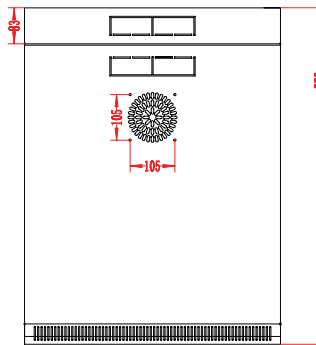
- Easily removable front door
- Easily removeable side panels
- Front and side door locks
- Dust protective glass
- Top and vented side panels
- Rear swing out allows easy access to rear
- Cooling fan included
- Easy access for equipment installation
- Ships fully assembled
- Black Powder Coated Finish
- Comes with 20 sets of washers, screws, cage nuts



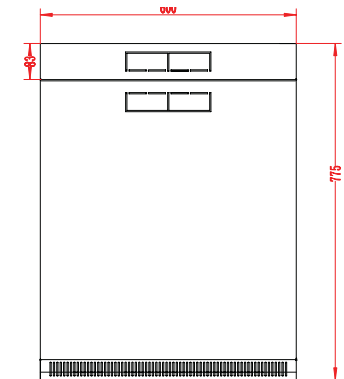
FRONT



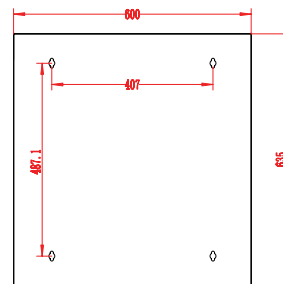
SIDE



TOP



BOTTOM



REAR

VERTICAL CABLE

951.696.7772 California
800.749.2447 Florida
845.391.8318 New York

www.verticalcable.com

Rev. 03/2018

Specs subject to change without notice.

It is the sole responsibility of the user to have the most current specs.