

# CAT6 PLENUM 550MHz MADE IN USA

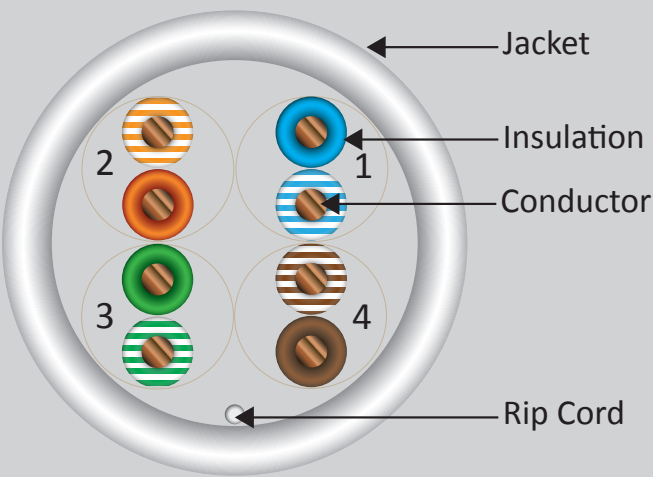


## DESCRIPTION

Category-6, CMP Rated, **MADE IN USA**, 23AWG, UTP, 8C Solid Bare Copper, 550MHz, 1000ft.

## FEATURES

- High-Performance Category-6 Data Cable
- 550Mhz Bandwith for Data Applications
- Unshielded Twisted Pair (UTP) Cable
- 23AWG Solid Bare Copper Conductors
- Easily Identified Color-Striped Pairs
- CMP Rated (Plenum)
- ETL Listed, TIA/EIA568-C.2
- 1000ft Pull Box
- **MADE IN USA**



## SKU: 166 Series

### Technical Data

NVP 72%

### Conductor

Diameter 23AWG Solid Bare Copper  
Number .0226" / .573 mm nom.  
8 (4 Pair)

### Insulation

Thickness **FEP** 0.008" (0.203mm)  
Color of Pairs  
Pair 1 Blue, White-Blue  
Pair 2 Orange, White-Orange  
Pair 3 Green, White-Green  
Pair 4 Brown, White-Brown

### Jacket

Outer Diameter **FR-PVC** 0.220" Nom. (5.5858 mm)  
Rip Cord Yes

### Jacket Print:

VERTICAL CABLE 4010346 CAT6 CMP 23 AWG 4PR UTP 75C TESTED TO 550 MHz c(ETL)us VERIFIED TO TIA-568C.2 MADE IN USA [PO#] ROHS COMPLIANT XXXXFT

### Electrical & Environmental Properties

Compliance: c(ETL)us, TIA/EIA568-C.2  
Safety Listing Standard UL 444  
Operating Temperature -20°C to 75°C  
Operating Voltage Rating (V RMS) 300  
DC Resistance per Conductor @20°C (Ω/km) 93.8  
Mutual Capacitance (nF/100m Max) 5.6  
Resistance Unbalance Max (%) 5  
Capacitance Unbalance Max (pF/100m) 330  
Nominal Impedance (±15%)(Ω) 100  
Weight (lb/1000ft) 30  
Max Recommended Pull Tension (lb) 25  
Min Bend Radius (in) 0.75

### Applications

ANSI X3T9.5 TP-PMD (FDDI), ATM PMD 155 Mbps IEEE 802.3 Fast Ethernet :10 Base-T, 100 Base-T4, 100 Base-X IEEE 802.5 :4/16 Mbps Token Ring, IEEE 802.12 :100 Base-VG

Jacket Colors Available: Blue, Green, Gray, Orange, Pink, Purple, Red, White, Yellow, Black (10 colors)



**VERTICAL CABLE**

951.696.7772 California  
800.749.2447 Florida  
845.391.8318 New York

[www.verticalcable.com](http://www.verticalcable.com)

Rev. 8/2019

Specs subject to change without notice.  
It is the sole responsibility of the user to have the most current specs.

# CAT6 PLENUM 550MHz MADE IN USA

## PERFORMANCE

Frequency MHz	Return Loss dB	Attenuation dB/100m	NEXT dB	PSNEXT dB	FEXT dB/100m	PSELFEXT dB/100m
1.00	21.00	2.0	74.30	72.30	67.8	64.8
4.00	23.4	3.8	65.27	63.27	55.7	52.7
8.00	24.6	5.4	60.75	58.75	49.7	46.7
10.00	25.0	6.0	59.30	57.30	47.8	44.8
16.00	25.0	7.7	56.24	54.24	43.7	40.7
20.00	25.0	8.6	54.78	52.78	41.7	38.7
25.00	24.3	9.6	53.33	51.33	38.8	36.8
31.25	23.6	10.8	51.88	49.88	37.9	34.9
62.50	21.5	15.7	47.36	45.36	31.8	28.8
100.00	20.1	20.2	44.30	42.30	27.8	24.8
200.00	18.0	29.8	39.78	37.78	21.7	18.7
250.00	17.3	33.8	38.33	36.33	19.8	16.8
300.00	16.8	34.9	37.10	35.10	18.3	15.3
350.00	16.3	36.3	36.10	34.10	16.9	13.9
400.00	15.9	39.6	35.30	33.30	15.8	12.8
500.00	15.2	45.4	33.30	31.80	13.8	10.8
550.00	14.9	48.3	33.20	31.20	13.0	10.0



## VERTICAL CABLE

951.696.7772 California  
800.749.2447 Florida  
845.391.8318 New York

[www.verticalcable.com](http://www.verticalcable.com)  
Rev. 8/2019

Specs subject to change without notice.  
It is the sole responsibility of the user to have the most current specs.

# CAT6 PLENUM 550MHz MADE IN USA



## Cable ID: C6 WH 11410 RL12 T1

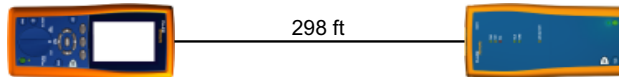
Date / Time: 06/12/2019 10:45:31 PM  
**Headroom 5.8 dB (NEXT 12-36)**  
**Test Limit: TIA Cat 6 Perm. Link**  
 Cable Type: Cat 6 U/UTP  
 NVP: 72.0%

Operator: TCI  
 Software Version: 2.7800  
 Limits Version: 1.9500  
 Calibration Date:  
 Main (Tester): 04/06/2010  
 Remote (Tester): 04/06/2010

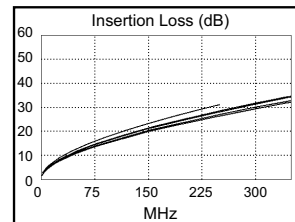
## Test Summary: PASS

Model: DTX-1800  
 Main S/N: 1279007  
 Remote S/N: 1279008  
 Main Adapter: DTX-PLA002  
 Remote Adapter: DTX-PLA002

Length (ft), Limit 295	[Pair 12]	298
Prop. Delay (ns), Limit 498	[Pair 45]	451
Delay Skew (ns), Limit 44	[Pair 45]	31
Resistance (ohms)	[Pair 45]	13.3
Insertion Loss Margin (dB)	[Pair 45]	2.6
Frequency (MHz)	[Pair 45]	250.0
Limit (dB)	[Pair 45]	31.1

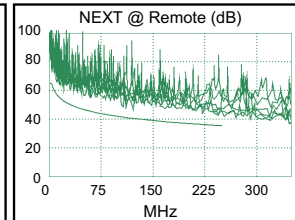
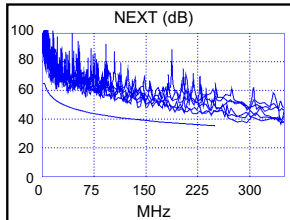


### Wire Map (T568B) PASS

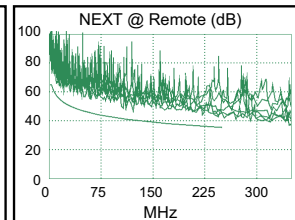
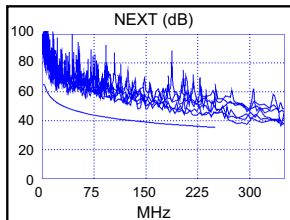


### Worst Case Margin Worst Case Value

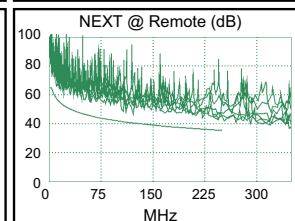
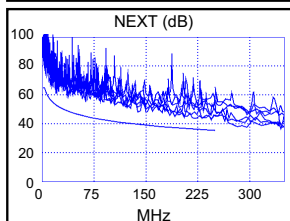
PASS	MAIN	SR	MAIN	SR
Worst Pair	12-36	12-36	12-36	36-78
<b>NEXT (dB)</b>	7.0	5.8	7.2	7.2
Freq. (MHz)	140.0	112.0	244.5	244.5
Limit (dB)	39.5	41.0	35.5	35.5
Worst Pair	36	36	36	36
<b>PS NEXT (dB)</b>	6.0	6.4	6.0	6.4
Freq. (MHz)	245.0	245.0	245.0	245.0
Limit (dB)	32.9	32.9	32.9	32.9



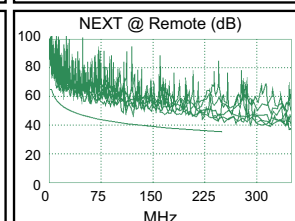
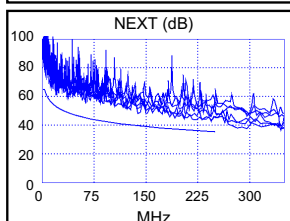
PASS	MAIN	SR	MAIN	SR
Worst Pair	12-36	12-36	78-45	12-36
<b>ACR-F (dB)</b>	12.7	12.7	14.9	14.0
Freq. (MHz)	135.0	135.0	250.0	228.0
Limit (dB)	21.6	21.6	16.2	17.0
Worst Pair	36	12	45	36
<b>PS ACR-F (dB)</b>	14.5	14.3	15.3	15.2
Freq. (MHz)	138.5	134.5	249.5	221.0
Limit (dB)	18.4	18.6	13.2	14.3



N/A	MAIN	SR	MAIN	SR
Worst Pair	36-45	12-36	12-36	12-36
<b>ACR-N (dB)</b>	8.8	7.6	10.2	11.3
Freq. (MHz)	20.9	112.0	244.5	248.5
Limit (dB)	44.7	21.3	4.8	4.4
Worst Pair	36	36	36	36
<b>PS ACR-N (dB)</b>	9.0	9.3	9.0	9.4
Freq. (MHz)	245.0	112.0	245.0	245.0
Limit (dB)	2.1	18.7	2.1	2.1



PASS	MAIN	SR	MAIN	SR
Worst Pair	78	12	12	36
<b>RL (dB)</b>	6.6	6.6	12.4	11.3
Freq. (MHz)	4.0	5.0	239.0	177.0
Limit (dB)	21.0	21.0	10.2	11.5



Compliant Network Standards:  
 10BASE-T      100BASE-TX      100BASE-T4  
 1000BASE-T      2.5GBASE-T      5GBASE-T  
 ATM-25      ATM-51      ATM-155  
 100VG-AnyLan      TR-4      TR-16 Active  
 TR-16 Passive



## VERTICAL CABLE

951.696.7772 California  
 800.749.2447 Florida  
 845.391.8318 New York

www.verticalcable.com

Rev. 8/2019

Specs subject to change without notice.  
 It is the sole responsibility of the user to have the most current specs.