

15U WALL MOUNT SWING OUT ENCLOSURE



SKU: 047-WHS-1560

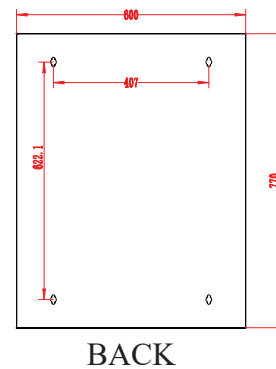
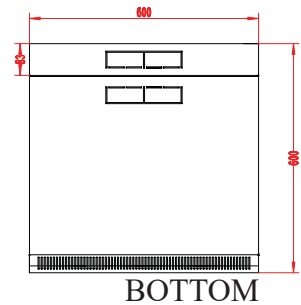
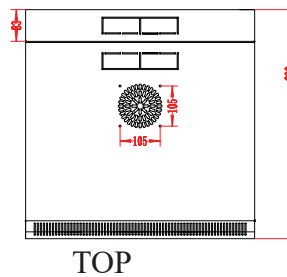
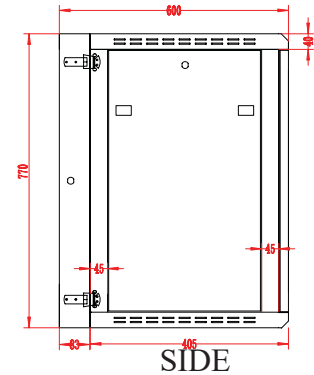
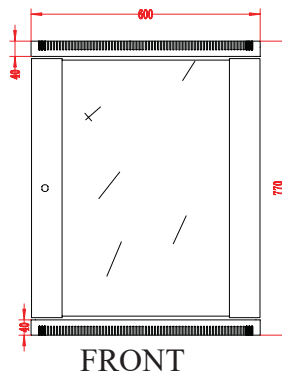
Height	Width	Depth	Color	Weight	Capacity
30"	24"	24"	Black	70.5lb	132lb

DESCRIPTION

15U Wall Mount Swing Out Enclosure

FEATURES

- Easily removable front door
- Easily removeable side panels
- Front and side door locks
- Dust protective plexiglass
- Top and vented side panels
- Rear swing out allows easy access to rear
- Cooling fan and power supply built in
- Easy access for installation
- Ships fully assembled
- Black Powder Coated Finish
- Comes with 20 sets of washers, screws, cage nuts



VERTICAL CABLE

951.696.7772 California
800.749.2447 Florida
845.391.8318 New York

www.verticalcable.com

Rev. 02/2018

Specs subject to change without notice.

It is the sole responsibility of the user to have the most current specs.